


HANDLE PARTS IN CONTAINERS OR TOTES WITHOUT BENDING, LIFTING OR REACHING




Accessing parts and containers is one of the most significant productivity thieves in any manufacturing or assembly operation. Southworth Container Tilters improve productivity and safety by positioning baskets so that parts are easily accessible without bending, stretching, or reaching.

Southworth offers more models and configurations of container tilters than any other manufacturer. Units are available with capacities up to 4,000 lbs., DC power, hand pallet truck accessibility, and even independent control of lift and tilt. So, no matter what specific machine feeding requirement you have, one of the products shown here can make the job faster, safer, and easier.

In almost every case we've ever seen, production machines work faster than the people feeding them. Getting parts to machines faster not only increases worker productivity, it increases machine productivity, improving R.O.I. and shortening the amount of time it takes for production equipment to "pay for itself", while always improving the safety of the worker.

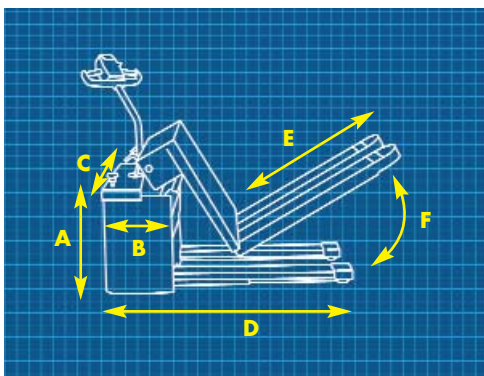

No matter what type of container or tote you are using, Southworth has a tilter that will make the job of machine feeding faster, safer, and easier.



POWERED PORTABLE TILTERS

E-Z REACH E-Z DRIVE

E-Z Reach E-Z Drive™ Tilters combine the best features of "walkies" with our proven E-Z Reach Container Tilter. The powered drive makes it ideal for retrieval and delivery of containers to and from workstations where it can be tilted up to 85° for easy access to parts.



MODEL NO.	CAPACITY	A MAST HEIGHT	B MAST DEPTH	C OVERALL WIDTH	D OVERALL LENGTH	E FORK LENGTH	FORK HEIGHT	FORK OUT TO OUT	FORK WIDTH	F TILT	POWER	APPROX. SHIPPING WEIGHT
MPTU-2	2000 lbs.	31"	18"	36"	58"*	40"	3½"	25½"	8"	85°	24 Volt DC	1350 lbs.
MPTU-4	4000 lbs.	31"	18"	36"	58"*	40"	3½"	25½"	8"	85°	24 Volt DC	1400 lbs.

*81" including handle straight out.